

# The 2016 R 1200 RT-P

Still Your Best Long-Term Value!



**BMW Motorcycles  
of North Dallas**



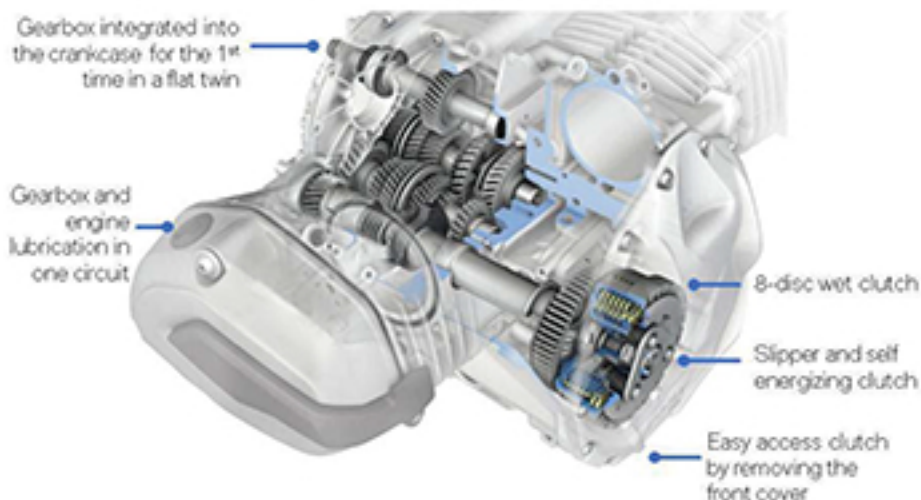
**BMW continues class-leading balanced performance.**

- ✚ New lower-maintenance air / water-cooled engine, transmission and drive line.
- ✚ New easy-access multi-plate self-energizing wet clutch.
- ✚ New handlebar controls and police switch gear provide more functions as standard equipment.
- ✚ New improved fairing and windshield design for greater rider comfort.
- ✚ New optimal air management keeps engine heat from the rider.
- ✚ New state-of-the-art emergency light system with alley & take-down lights plus wig-wag headlight.
- ✚ New twin-speaker 120 dB electronic siren system.
- ✚ New electronic radio box lid release.
- ✚ New electronic cruise control operational even at parade speeds.
- ✚ New standard emergency light, siren, PTT & PTPA handlebar switches.
- ✚ Optional Hill-Start Control, Gear Shift Assist Pro, Dynamic ESA, Fog Lights, Dynamic Package, Chrome Exhaust, GPS Preparation, PA Microphone, Fire Extinguisher and more.
- ✚ Best fuel economy of any large police motor resulting in dramatically lower operating costs.

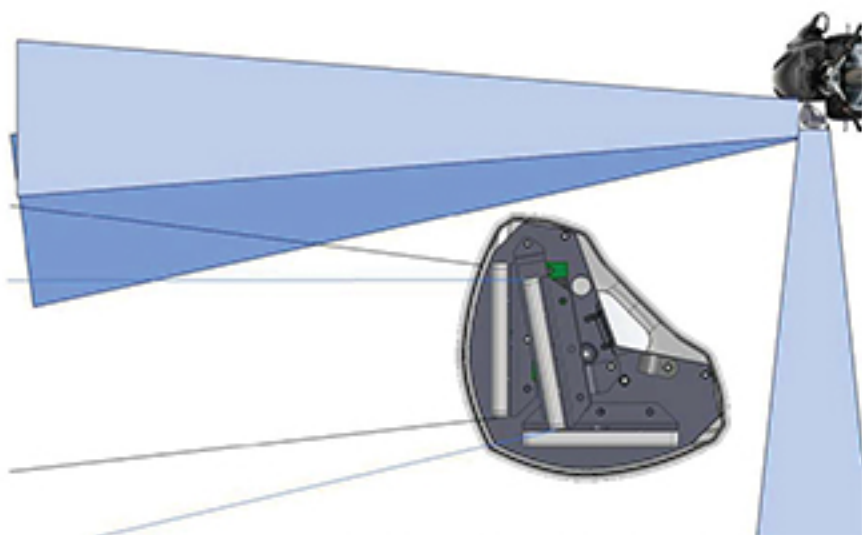
# The 2016 R 1200 RT-P

The 2015 R 1200 RT-P is a completely new police motor development from BMW. The new RT-P gains the fabulous new boxer air / water-cooled engine producing 125 bhp and 92 lb/ft of torque. The easily accessible self-energized multi-plate wet clutch has reduced lever pull with a wide "grey" area. The new clutch system can now be changed in about an hour, accessible from the front of the engine case, thereby minimizing periodic maintenance costs. The new low-maintenance engine utilizes a single spark plug per cylinder, combined engine-gearbox lubrication, keeping operational costs to a minimum. New e-gas electronic throttle control provides precise throttle management, reduced throttle twist rotation to 70 degrees with no wear or adjustment needed due to electronic throttle actuator system.

## NEW: Wet clutch and integrated gearbox.



## New Lighting System



The new BMW emergency lighting system provides four times the forward intensity of the prior model, focused in the primary zone where motorists are most likely to left turn / pull-out in your path (pattern shows most intense area). Enclosed take-down lights and alley lights provide exceptional illumination plus an alternating wig-wag function to maximize visibility.

Integration is further enhanced with the new rear light module, which combines all of the lighting system components previously mounted on the rear of the police motor together in an easily-accessible controller module.



- Rear and rear-side facing emergency lights provide greater intensity than the previous double-stacked units.
- New high-mount rear-facing auxiliary brake & tail lights enhance visibility for approaching vehicles.
- New side-facing auxiliary turn signals add visibility when changing lanes while passing vehicles.
- Fully-integrated rear ID lights in blue or red keep license plate area uncluttered.
- Motion activated saddlebag lights provide visibility in bags at night / low light environments.

# The 2016 R 1200 RT-P

The 2016 R 1200 RT-P provides the most modern, integrated lighting system available on a police motor. The new auxiliary rear emergency light unit provides high-intensity visibility in all situations, plus provides additional benefit if the radio box lid is opened during the violator stop.

The auxiliary rear emergency light unit is mounted to the optimally grounded radio antenna mounting bracket (standard equipment), which is suitable for any radio frequency from 40 MHz to 800+ MHz.

Numerous accessories are available for the new RT-P from a map light, flashlight / baton holders, to M4 combat assault rifle or shotgun mount. An extensive assortment of mountings for common equipment required on motors including moving radar, radar / Lidar guns and video system integration mounts are also available.



## New Handlebar Switch Assemblies



- Emergency light & siren switch has been relocated for optimal access. A touch of the switch activates lighting and siren system.
- Emergency lights now offer two program pattern switching modes.
- Siren has been programmed for quick switch response for "chirp" activation as well as wail, yelp, hyper-yelp and air horn.
- Radio speaker mute switch function now standard.

Full-color TFT dashboard provides a wealth of information to rider via the thumb-wheel control. Dashboard angle is adjustable to eliminate glare for officers of any height.

Integrated radio head and map light mounting is standard equipment on the new R 1200 RT-P, thereby facilitating quick yet secure installation of the radio control head. Combined with the standard radio antenna mounting at the rear, the RT-P is ready for any police radio installation without purchasing extra mounts.

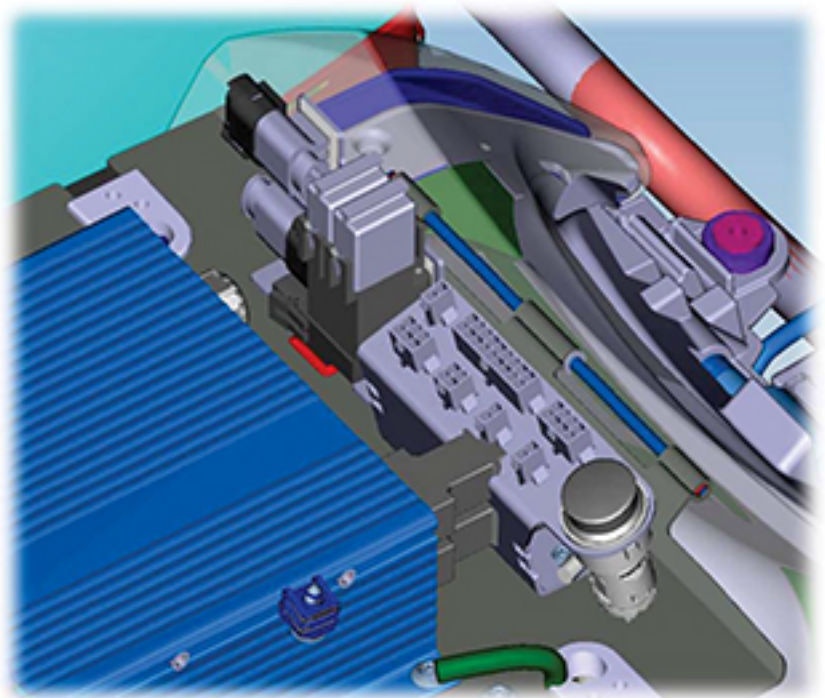
The mounting will also facilitate the tandem mounting of a police video system display / control head while retaining easy access to the ignition switch.




# The 2016 R 1200 RT-P

The new R 1200 RT-P raises the standard for electrical power management while providing fast and efficient connection of police equipment. The BCa (Body Controller authority) controls all special authority circuit outputs and charging of the auxiliary battery. There is no need for fuses, the BCa monitors and protects outputs, controlling circuits for all police accessories:

- Gun Lock (6A)
- Radio (15A)
- Auxiliary LED Emergency Lights
- LED Flasher Connection (10A + 6A)
- Helmet Headset Interface (2A)
- Lighter Socket (6A)
- Accessory I (2A)
- Accessory II (2A)
- Accessory III (2A)
- Fairing Radio Speakers
- Radar Connection (6A)



The radio box on the R 1200 RT-P now features an electronic release, eliminating the need for a key to open the box. The Body Controller authority and auxiliary battery are located under the radio box for optimal protection and interference suppression (average police radio chassis illustrated in radio box). The BCa controls all accessory outputs and limits the time each output is powered after ignition-off. When each output is switched off, no parasitic loads are possible. The BCa also monitors battery condition and systematically shuts-down accessory outputs to ensure the auxiliary battery cannot be flattened / damaged. At an average of \$1.50 a minute, installation labor for radios and accessories can be greatly reduced which significantly lowers your overall police motor preparation costs.



## Saddlebag Illumination



Saddlebag illumination is another new option for the R 1200 RT-P. Two LEDs are precisely focused to illuminate the inside of the police saddlebag. Actuation is simple ... wave your hand by the light and a proximity sensor will turn-on both saddlebag lights for 15 seconds, then automatically turn them off! If you need the light for a longer period, wave your hand again and you get another 15 seconds of illumination. A cool yet extremely practical feature when loading / unloading at night, in low light conditions, parking garages, etc.

# The 2016 R 1200 RT-P

## Your Best Long-Term Value!



BMW Police Motors are being utilized by more than 450 agencies in the US, including the three largest US fleets operated by the California Highway Patrol, Los Angeles Police Department and Los Angeles Sheriff's Department. BMW has always focused on providing the best police motor with the features that agencies want and use. BMW police motors are supplied with a much higher level of standard equipment than our competitors, which is why you need to look carefully at what features you specify in your RFQ's when comparing price and value. **No police motor sold today has a higher level of standard equipment than the BMW ... you have told us what you use and need ... and BMW supplies it!** This means significantly lower up-fitting costs as well as greater utilization and reliability for your agency.

### Added Value from BMW R 1200 RT-P Motors:

- Standard: Electronic lock-release integrated radio box with wiring ports, ground plate and antenna mount.
- Standard: Police-specific top-opening saddlebags with glove-friendly latch and optional work bag liner.
- Standard: Corrosion-resistant stainless steel front and rear protection bar system.
- Standard: Linked dual 16 Ah maintenance-free batteries with 10 separately-monitored equipment circuits.
- Standard: Adjustable dashboard display of system voltage, outside temperature, tire pressure, etc.
- Standard: Four-way emergency flashers as well as two-way rear flashers, blue ID lights.
- Standard: Central stand allowing easier maintenance such as tire changes, cleaning, etc.
- Standard: Wind tunnel optimized full fairing providing superior air management / comfort.
- Standard: All lights "off" switch with dimmable dashboard information display.
- Standard: Cruise lights for dimmed front and rear emergency light steady illumination.
- Standard: Wig-wag headlight function when emergency lights are activated (three selectable frequencies or off).
- Standard: Alley light switch enables independent illumination of L or R front side LED alley lights.
- Standard: Integrated fairing-mounted speakers for radio & radar, pre-wired inside radio box w/speaker mute switch.
- Standard: BCa managed electrical power connection bus inside radio box for all common equipment connections.
- Standard: Accurate digital police speedometer with pace-lock display.
- Standard: Three-tone BMW 120 dB twin-speaker siren system with wail/yelp/hyper-yelp, air horn and public address.
- Standard: Cutting-edge BMW/Code 3 LED emergency lighting system with LIN-bus control.
- Standard: Electrically-adjustable windshield, adjustable seat height, adjustable brake, clutch & shift lever.
- Standard: Full radio interference suppression system with optimized radio antenna and control head mount.
- Standard: Gun lock release handlebar switch and pre-wired harness for lock.
- Standard: Pre-wired moving radar connection (VSS, battery+, switched power +, ground)
- Standard: Pre-wired map light connection plug and mounting on std. radio control head mount.
- Standard: Pre-wired constant and switched-power circuits for computers, printers or video systems.
- Standard: Side stand holds motorcycle on grades up to 9% without locking mechanism (park in gear for steeper grades).
- Standard: Partial-integral ABS braking system with independent rear wheel brake control and traction control.
- Standard: The largest fuel tank (6.6 gal) with dramatically better fuel economy and range  $\geq 300$  miles.
- Standard: The longest service intervals (6,000 miles) for oil change / maintenance.
- Standard: The most comprehensive warranty covering all BMW supplied equipment, not just the motorcycle, enables your authorized BMW dealer to keep your motors on the road with less down-time.

## Optional Value from BMW R 1200 RT-P Motors:

BMW provides the most comprehensive assortment of options specifically designed for BMW motors, from simple map lights to electric locking assault rifle mounts. BMW designs these options to enable agencies to professionally mount the specialized equipment that we know you need and use, enabling everything to work properly. Additionally, these specially designed mounts greatly reduce the installation time over "universal" mounts (universal means it doesn't fit anything properly), making the final package more affordable. All options are warranted by BMW to fit and function properly! A detailed listing of available options is in this information sheet.

Many recent entrants to the police motor arena have made claims of being much less expensive, but when the bidding is over and the dust settles, those motors are usually similar in price or even more expensive than the BMW with far less standard equipment and higher operating costs! Don't be fooled by the newcomers!

## New standard features on every R 1200 RT-P: (standard for stock units)

- Heated seat and heated handlebar grips (new 5-level adjustment for heat settings)
- BMW ABS with Traction Control
- Tire Pressure Monitoring
- Electronic Cruise Control (controls down to 9 mph)
- Weather Protection: provide rain, wind and heat protection to rider / keeps motor clean
- Rider Information Display including system voltage, ambient temperature, etc.

## New factory options available at additional cost: (special order units only)

- Dynamic ESA – monitors road dynamics and automatically adjusts suspension to current road conditions
- Gear Shift Assist Pro – enables up and down shifting without clutch once motor is moving in 1<sup>st</sup> gear
- GPS Preparation – special dashboard pre-wired for BMW Navigator V GPS
- Dynamic Package – special price package that contains Headlight Pro, Hill-Start Control and Ride Modes Pro. Headlight Pro provides corona ring lighting, Hill Start holds brake on up or down hill until clutch is engages, Ride Modes Pro provides "Dynamic" ride mode for maximum vehicle performance and response.
- Chrome Exhaust – beautify your ride
- Additional Fog Lights – provides low level lighting for fog / alternatively flashes with headlight flasher during daytime operation of emergency lights
- Public Address Microphone – Euro microphone located inside radio box for instruction while parked
- Fire Extinguisher – 1 KG dry powder fire extinguisher for emergency use
- High Seat Heated – no charge high seat option
- Low Seat Heated – no charge low seat option

Longer seating surfaces and narrower frame.



### "Freshtouch" cover for heated seat.

- Approx. 18°F cooler under direct sunlight.
- Optimized foam padding for greater comfort.
- Transfers warmth from the heated seats better.

## How Important is Fuel Economy?

The fuel economy (or lack thereof) is an increasingly important aspect of the operational cost of police motorcycles. What is illuminating is the significant additional cost of operation with specific motors. Often, motor purchases are decided with minimal differences in price without consideration to the effect of operational cost, yet these costs can dwarf the variance between competing bids. See at right one more reason why BMW Police Motors are the best long-term value for your agency.

\* The R 1200 RT-P can be operated on middle-grade 89 AKI fuel.

\*\*All MPG data results from the LASD 2011 Vehicle Test Report, where fuel consumption was monitored on fully equipped police motorcycles, ridden on specific routes to simulate typical police riding style and real world situations, including violator stops, etc.

Estimates based on mid-grade 89\* AKI fuel.

Fuel Price \$ 4.63

Estimates based on premium 91 AKI fuel.

Fuel Price \$ 4.83

	BMW G 650 GS-P	BMW R 1200 RT-P*	Honda ST1300 PA9	H-D Road King	H-D Electra Glide	Kawasaki ZG1400
Police MPG**	49.9	38.4	36.1	36	35	29
Miles	Estimated Fuel Cost					
20,000	\$ 1,856	\$ 2,411	\$ 2,676	\$ 2,683	\$ 2,760	\$ 3,331
40,000	\$ 3,711	\$ 4,823	\$ 5,352	\$ 5,367	\$ 5,520	\$ 6,662
60,000	\$ 5,567	\$ 7,234	\$ 8,028	\$ 8,050	\$ 8,280	\$ 9,993
80,000	\$ 7,423	\$ 9,646	\$10,704	\$10,733	\$11,040	\$13,324
100,000	\$ 9,279	\$12,057	\$13,380	\$13,417	\$13,800	\$16,655
Miles	Estimated Cost Difference from R 1200 RT-P					
20,000	\$ (556)	\$ -	\$ 264	\$ 272	\$ 349	\$ 920
40,000	\$ (1,111)	\$ -	\$ 529	\$ 544	\$ 697	\$ 1,839
60,000	\$ (1,667)	\$ -	\$ 793	\$ 816	\$ 1,046	\$ 2,759
80,000	\$ (2,223)	\$ -	\$ 1,058	\$ 1,088	\$ 1,394	\$ 3,678
100,000	\$ (2,779)	\$ -	\$ 1,322	\$ 1,359	\$ 1,743	\$ 4,598

Your actual mileage may vary from the results above.

## BMW provides service maintenance training classes at our Ontario, CA BMW Training Center free-of-charge to the agency.

This class is specifically tailored to agency technicians who wish to fully maintain the motor as well as perform supplementary work such tire changes, clutch replacement, etc. BMW also offers training on the BMW ISPI diagnostic tester system for agencies with larger fleets that can justify the acquisition of a diagnostic tester. The training enrollment form can be found under the training tab on the BMW Police Motors website at [www.bmwmc.net](http://www.bmwmc.net).



# BMW R 1200 RT-P Motors Perform at Michigan State Police Vehicle Test.


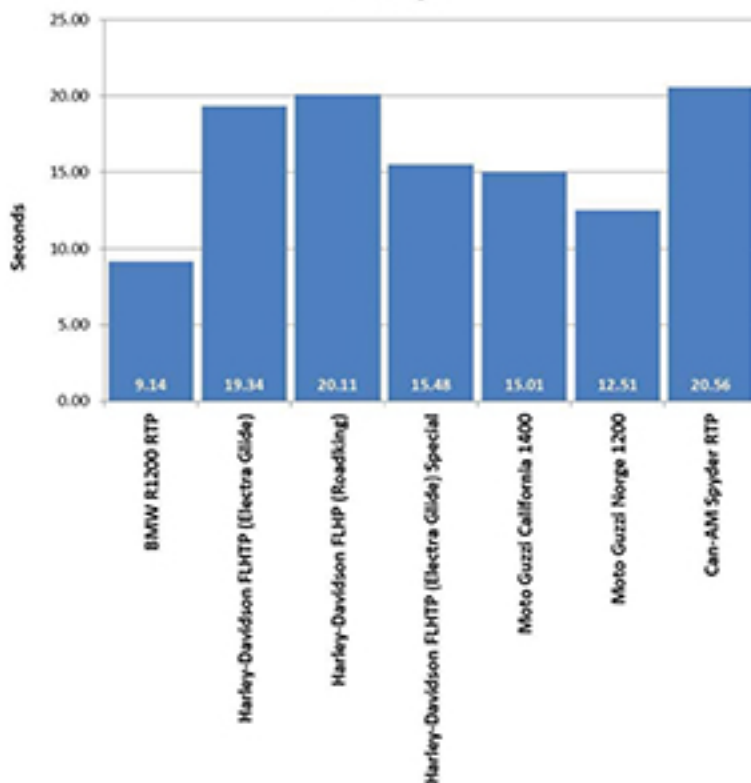
BMW Motorrad USA supports the Michigan State Police Vehicle Test, participating again in the 2015 vehicle test program. The New R 1200 RT-P performed flawlessly in the testing, registering impressive results in all test categories throughout the testing program. Go to [www.bmwmc.net](http://www.bmwmc.net) under Products / Agency Reviews to see the complete test report with details on all motors tested.

## SUMMARY OF MOTORCYCLE ACCELERATION & TOP SPEED

	BMW R1200 RTP	Harley Davidson FLHTP (Electra Glide)	Harley Davidson FLHP (Roadking)	Harley Davidson FLHTP (ElectraGlide) Special
0-20 mph (sec)	1.37	1.45	1.38	1.39
0-30 mph (sec)	1.96	2.19	2.14	2.20
0-40 mph (sec)	2.50	3.06	3.07	3.03
0-50 mph (sec)	3.23	4.17	4.10	4.13
0-60 mph (sec)	3.99	5.62	5.49	5.27
0-70 mph (sec)	4.96	7.24	7.21	6.94
0-80 mph (sec)	6.05	9.66	9.59	8.81
0-90 mph (sec)	7.48	12.73	12.73	11.63
0-100 mph (sec)	9.14	19.34	20.11	15.48
TOP SPEED (mph)	141 mph	113 mph	113 mph	110 mph
QUARTER MILE (sec)	12.51 seconds	14.44 seconds	14.15 seconds	14.39 seconds
SPEED (mph)	116.08 mph	94.70 mph	96.00 mph	89.32 mph

	Moto Guzzi California 1400	Moto Guzzi Norge 1200	Can-AM Spyder RTP
0-20 mph (sec)	1.47	1.38	1.95
0-30 mph (sec)	2.19	2.14	2.97
0-40 mph (sec)	2.91	2.82	3.94
0-50 mph (sec)	3.88	3.72	4.97
0-60 mph (sec)	4.94	4.69	6.55
0-70 mph (sec)	6.40	5.96	8.34
0-80 mph (sec)	8.35	7.63	10.57
0-90 mph (sec)	11.08	9.75	14.11
0-100 mph (sec)	15.01	12.51	20.56
TOP SPEED (mph)	117 mph	127 mph	114 mph
QUARTER MILE (sec)	13.84 seconds	13.29 seconds	15.11 seconds
SPEED (mph)	99.33 mph	107.07 mph	96.00 mph

## 2015 Motorcycle Acceleration Comparison Acceleration Times 0-100 mph



## SUMMARY OF MOTORCYCLE BRAKE TESTING

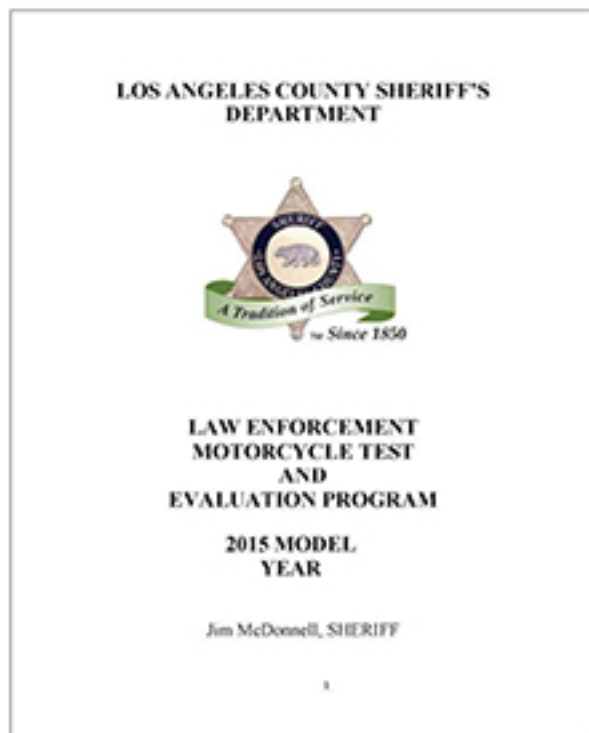
	Phase 1 Average Deceleration Rate	Phase 2 Average Deceleration Rate	Overall Average Deceleration Rate	Projected Stopping Distance From 60.0 MPH
BMW R1200RTP	28.70	29.38	29.04	133.3
Harley Davidson FLHTP (Electra Glide)	26.48	27.11	26.80	144.5
Harley Davidson FLHP (Road King)	26.85	27.20	27.03	143.3
Harley Davidson FLHTP (Electra Glide) Special	26.60	26.30	26.45	146.4
Moto Guzzi California 1400	28.89	28.86	28.87	134.1
Moto Guzzi Norge 1200	29.72	29.69	29.70	130.4
Can-AM Spyder RTP	30.98	30.43	30.70	126.1

BMW Motorrad USA thanks the Michigan State Police for conducting their annual vehicle testing program, which we feel is a valuable service to law enforcement agencies everywhere.



# BMW R 1200 RT-P Motors Perform at Los Angeles Sheriff's Vehicle Test.

BMW Motorrad USA supports the Los Angeles Sheriff's Department Vehicle Test, participating again in late 2014 for the 2015 vehicle test. The LASD test contains additional criteria that many agencies value as well as providing test rider commentary. The results below were from the braking tests. Go to [www.bmwmc.net](http://www.bmwmc.net) under Products / Agency Reviews for complete test results for all models.



## HARD BRAKING PANIC STOP – 60 MPH TO ZERO

2014 HONDA ST1300P	
RIDER	STOPPING DISTANCE
Dep. J Houle	143.4 @ 60MPH
2015 HARLEY DAVIDSON ELECTRA GLIDE	
RIDER	STOPPING DISTANCE
Dep. J Houle	155.1 @ 60 MPH
2015 HARLEY DAVIDSON ROAD KING	
RIDER	STOPPING DISTANCE
Off. M. Nowlen	152.6 @ 60 MPH
2015 MOTO GUZZI CALIFORNIA 1400	
RIDER	STOPPING DISTANCE
Off. M. Nowlen	143.1 @ 60 MPH
2015 BMW R1200RT-P	
RIDER	STOPPING DISTANCE
Off. M. Nowlen	130.6 @ 60 MPH
2015 VICTORY COMMANDER 1	
RIDER	STOPPING DISTANCE
Dep. J Houle	170.2 @ 60 MPH
2015 ZERO ELECTRIC DSP	
RIDER	STOPPING DISTANCE
Dep. J Houle	211.0 @ 60 MPH
2015 MOTO GUZZI NORGE	
RIDER	STOPPING DISTANCE
Off. M. Nowlen	138.1 @ 60 MPH

## DEBRIS FIELD BRAKING SANDY SURFACE – 40 MPH TO ZERO

2015 HONDA ST1300P	
RIDER	STOPPING DISTANCE
Dep. J Houle	120.2 @ 40 MPH
2015 HARLEY-DAVIDSON ELECTRA GLIDE	
RIDER	STOPPING DISTANCE
Dep. J Houle	115.4 @ 40 MPH
2015 HARLEY-DAVIDSON ROAD KING	
RIDER	STOPPING DISTANCE
Off. M. Nowlen	NO ABS
2015 BMW R1200RT-P	
RIDER	STOPPING DISTANCE
Dep. J Houle	77.0 @ 40
2015 HARLEY DAVIDSON ELECTRA GLIDE SPEC.	
RIDER	STOPPING DISTANCE
Dep. J Houle	90.7 @ 40
2015 VICTORY COMMANDER 1	
RIDER	STOPPING DISTANCE
Off. M. Nowlen	104.0 @ 40 MPH
2015 MOTO GUZZI NORGE	
RIDER	STOPPING DISTANCE
Off. M. Nowlen	92.5 @ 40 MPH
2015 MOTO GUZZI CALIFORNIA 1400	
RIDER	STOPPING DISTANCE
Dep. J Houle	N/A

## TRANSITORY BRAKING DRY TO WET - 40 MPH TO ZERO

2014 HONDA ST1300P	
RIDER	DRY TO WET STOP
Off. M. Nowlen	66.4 @ 40 MPH
2015 HARLEY DAVIDSON ELECTRA GLIDE	
RIDER	DRY TO WET STOP
Off. M. Nowlen	64.9 @ 40 MPH
2015 HARLEY DAVIDSON ROAD KING	
RIDER	DRY TO WET STOP
Off. M. Nowlen	68.8 @ 40 MPH
2015 BMW R1200RT-P	
RIDER	DRY TO WET STOP
Dep. J Houle	55.2 @ 40 MPH
2015 VICTORY COMMANDER 1	
RIDER	DRY TO WET STOP
Dep. J Houle	81.4 @ 40 MPH
2015 HARLEY DAVIDSON FLHTP ELECTRA SPECIAL	
RIDER	DRY TO WET STOP
Dep. J Houle	67.2 @ MPH
2015 MOTO GUZZI NORGE	
RIDER	DRY TO WET STOP
Off. M. Nowlen	60.3 @ 40 MPH
2015 MOTO GUZZI CALIFORNIA 1400	
RIDER	DRY TO WET STOP
Dep. J Houle	63.4 @ 40 MPH

BMW Motorrad USA thanks the Los Angeles County Sheriff's Department for conducting their annual vehicle testing program, which we feel is a valuable service to law enforcement agencies everywhere.

## R 1200 RT-P Options / Equipment Listing

### Factory Color Choices

Night Black & Alpine White III (753)

Alpine White III (751)

Night Black (716) (Special Order)

Other Colors Available via Special Order

### Selectable Factory Options (special order)

Dynamic ESA (191)

Gear Shift Assist Pro (222)

GPS Preparation (272)

Dynamic Package (204, 219, 224)

Chrome Exhaust (350)

Additional Fog Lights (562)

Public Address Microphone (599)

Fire Extinguisher (666)

High Seat – Heated (610)

Low Seat – Heated (776)

### Standard Factory Features

Heated Single Seat (518)

Heated Handlebar Grips (series std)

TPM (Tire Pressure Monitoring) (530)

Traction Control System (series std)

Electronic Cruise Control (538)

Weather Protection Pkg. (649)

US Authority Package (113)

Authority Package (369)

Full Interference Suppression (461)

Electronic Siren (486)

Authority Speedometer MPH (504)

Auxiliary Battery (537)

Switch-Off Lights (570)

Single Seat w/Large Radio Box (642)

Painted Special Duty Cases (660)

Front Protection Bars (672)

Rear Protection Bars (674)

Deviation from Standard (719)

Rear Socket (764)

Michelin Tires (788)

Authority Vehicle (998)

### Emergency Light Options

Red, Blue, Amber, White LEDX Modules

Duplex LEDX Rear Module

(Blue/Blue, Red/Red, Blue/Red, Blue/Amber)

Twin Torus LED Take-Down Lights

Single Torus LED Alley Lights

Auxiliary Brake/Tail LED Lights

Auxiliary Side Turn Signal Lights

Saddlebag LED Lights

### Radio Options

Radio Power Plug Connector

Radio "Y" Harness

Accessory Output Plugs

Radio Speaker Plug

Radio Quick Mounting Plate

Helmet Headset Interface Plug

Microphone Mount

Microphone Mounting Hardware

### Other Convenience Options

Side Stand Foot Extension

BMW Navigator 5 GPS

GPS Mount

BMW Driving Lights

Extra Ignition Key

Map Light

Note Pad Holder

POLICE Decal Set

Rear Flashlight Holder (LH or RH)

Rear Flashlight / PR24 Holder – Left

Rear Flashlight / PR24 Holder – Right

Rear M4 Combat Assault Rifle Mount – Right

Rear Shotgun Mount – Right

Gun Mount Bracket (required for above)

Low Seat - Not Heated

Std. Seat – Not Heated

High Seat – Not Heated

Low Seat - Heated

High Seat - Heated

Tire Pressure Gauge

Saddlebag Liners (each)

Tank Top Bag w/Map Pocket

BMW 2.5Ah Battery Charger

Motorcycle Deluxe Cover

Stainless Steel Valve Cover Guards

### Video Integration Options

L3 Mobile Vision Display Mount

Kustom Road Warrior Display Head Mount

Kustom Road Warrior Processor Mt - Radio Box

Camera Mount – Kustom or L3

### Radar Options

Front 12v Power Outlet (lighter style)

Fused Power Socket Power Harness

MPH Bee III Display Head Mount

Kustom Eagle Display Head Mount

Kustom Raptor Display Head Mount

Kustom Eagle Front & Rear Antenna Mounts

Kustom Raptor Front & Rear Antenna Mounts

Kustom Raptor Radar Counter Mt (in radio box lid)

Kustom Remote Controller Mounting Bracket

Stalker Controller Mount (under radio box lid)

Kustom / Stalker / Mic Remote Mt Hardware

Stalker Remote Controller Mounting Bracket

Stalker Dual (not waterproof) Display Head Mount

Stalker DSR 2X Display Mount

Stalker Dual Waterproof Display Head Mt (old)

Stalker Front & Rear Antenna Mounts

Radar / Lidar Gun Adaptor Plate

(Radar / Lidar Gun Mounts from K26SF Model)

Kustom Talon Radar Gun Mount

LTI 20/20 Lidar Gun Mount

Stalker Lidar Gun Mount

Kustom Pro-Laser 3 Lidar Gun Mount

Stalker II Radar Gun Holster Mount

Decatur Genesis Radar Gun Mount

# Technical Specifications

<b>Engine Layout</b>	Air/water-cooled flat twin ("Boxer") 4-stroke engine, two camshafts and four radially aligned valves per cylinder, central balancer shaft
<b>Bore x stroke</b>	101 mm x 73 mm
<b>Displacement</b>	1,170 cc
<b>Rated output</b>	125 hp (92 kW) at 7,750 rpm
<b>Max. torque</b>	92 ft-lb (125 Nm) at 6,500 rpm
<b>Compression ratio</b>	12.5 : 1
<b>Mixture control / engine management</b>	Electronic intake pipe injection / BMS-X+ electronic engine management with E-Gas electronic throttle actuator, ride mode control (rain / road), optional Ride Modes Pro with additional dynamic mode, reduced throttle twist angle to 70°
<b>Emission control</b>	Closed-loop 3-way catalytic converter, emission standard EU-3
<b>Cooling System</b>	Air / water precision cooled, thermostatically-controlled micro-cooled, large radiators with computer-controlled auxiliary fan drive
<b>Maximum speed</b>	125+ mph (200 km/h)
<b>Fuel consumption</b>	60 mpg at a constant 56 mph
<b>Fuel type</b>	Premium fuel 91 AKI (mid-grade 89 AKI with reduced performance)
<b>Alternator</b>	Three-phase alternator 540 W w/auxiliary battery and power management via BCa
<b>Battery, Main</b>	12 V / 16 Ah, AGM maintenance-free
<b>Battery, Auxiliary</b>	12 V / 16 Ah, AGM maintenance-free, with computer controlled charging relay
<b>Clutch</b>	Self-energizing wet clutch, 8-plates, hydraulic self-adjusting
<b>Gearbox</b>	Constant mesh 6-speed gearbox with helical gear teeth
<b>Drive System</b>	Shaft drive with integral torsion damper, std. ABS and traction control
<b>Frame</b>	Continuous tubular steel bridge-type frame, bolt-on rear frame section
<b>Front wheel location / suspension</b>	BMW Motorrad Telelever, central spring strut, hydraulic steering damper
<b>Rear wheel location / suspension</b>	Cast aluminum single-sided swing arm with BMW Motorrad EVO Paralever; WAD strut (travel-related damping), spring preload hydraulically adjustable (continuously variable) at hand wheel, rebound damping adjustable
<b>Suspension travel front / rear</b>	4.7/5.4 inches (120 mm / 136 mm)
<b>Wheelbase</b>	58.5 inches (1,485 mm)
<b>Castor</b>	4.6 inches (116 mm)
<b>Steering head angle</b>	63.6°
<b>Wheels</b>	Cast aluminum wheels, MTH2 rim profile
<b>Rim, front</b>	3.50 x 17"
<b>Rim, rear</b>	5.50 x 17"
<b>Tires, front</b>	120/70 ZR 17 Michelin Pilot Road 4
<b>Tires, rear</b>	180/55 ZR 17 Michelin Pilot Road 4
<b>Brake, front</b>	Dual disc brake, floating brake discs, diameter 320 mm, four-piston radial calipers
<b>Brake, rear</b>	Single disc brake, diameter 275 mm, double-piston floating caliper
<b>ABS</b>	BMW Motorrad Integral ABS (partial-integral)
<b>Length</b>	87.5 inches (2,222 mm)
<b>Width (incl. mirrors)</b>	38.7 inches (983 mm)
<b>Height (excl. mirrors)</b>	55.7 inches (1,416 mm)
<b>Seat height, wet weight</b>	31.7/32.5 inches Std (high: 32.7 / 33.5 inches; low seat: 29.9 / 30.7 inches)
<b>Weight, wet</b>	650 lbs (295 kg)
<b>GVWR</b>	1,091 lbs (495 kg)
<b>Payload including rider</b>	441 lbs (200 kg)
<b>Usable tank volume</b>	6.6 gallons (25.0 liters)
<b>Reserve</b>	Approx. 1 gallon (4.0 liters)
<b>Saddlebag volume</b>	23 liters each, top-opening
<b>Siren system</b>	BMW twin speaker electronic siren with wail, yelp, hyper-yelp, air-horn, PA. SAE J1849 and CA Title 13 compliant. 120 dB (A) @ 3 m.
<b>Emergency lighting system</b>	BMW/Code 3 LED light system (maximum 10 LEDX light heads) with alternating flash sequence, channel segregation for front & rear and duplex LEDX auxiliary rear.
<b>Alley lights</b>	Integrated alley light function utilizing separate Torus LED, selectable alternating wig-wag with emergency light operation.
<b>Cruise lights</b>	Integrated cruise light function for front and rear facing LED emergency lights to steady-burn at 10% power output.
<b>Take-down lights</b>	Integrated twin Torus LED, with selection switch for steady-burn or wig/wag alternating flash with emergency light operation.

**Limited Warranty - BMW R 1200 RT-P  
2016 Police Motorcycles  
(Valid only in the U.S.A.)**

BMW of North America, LLC ("BMW NA") warrants to the first retail Public Authority (Purchaser) and each subsequent Purchaser of 2016 U.S. specification R 1200 RT-P BMW Police motorcycles, imported by BMW NA, to be free of defects in materials or workmanship for a period of 36 months or 60,000 miles, whichever occurs first, commencing with the date the motorcycle is delivered to its first retail Purchaser, or, if the motorcycle is first placed in service as a BMW Press motorcycle, BMW Employee Lease motorcycle, BMW Motorcycle demonstrator, BMW Display motorcycle, BMW Fleet Motorcycle or BMW Motorcycle retailer demonstrator prior to sale at retail, on the date the motorcycle is first placed in such service.

To obtain service under this warranty, the motorcycle must be brought, upon discovery of the defect, to the workshop of any BMW Motorrad USA authorized motorcycle retailer. This motorcycle dealer will, without charge for parts or labor, either repair or replace the defective part(s) using new or authorized remanufactured parts. The decision whether to repair or replace said part(s) is solely the prerogative of BMW NA. Parts for which replacements are made become the property of BMW NA.

BMW NA makes no other express warranty on this product except the warranty as to the emission control system. **The duration of any implied warranty of merchantability, is limited to the duration of the express warranty herein. BMW NA hereby excludes incidental and consequential damages, including loss of time, inconvenience, or loss of use of the vehicle, for any breach of any express or implied warranty, including any implied warranty of merchantability that may be applicable to this product.** Some states do not allow limitations on how long an implied warranty lasts, or the exclusion or limitation of incidental or consequential damages, so the above limitations and exclusions may not apply to you.

This warranty is not applicable to Certified Pre-Owned (CPO) Motorcycles offered for sale under the BMW Certified Pre-Owned Motorcycle Program. A separate Certified Pre-Owned protection Plan, described in applicable CPO literature, outlines the coverage provided to BMW CPO Motorcycles under the CPO Protection Plan.

This warranty gives you specific legal rights, and you may also have other rights which vary from state to state. Any legal claim or action arising from any express or implied warranty contained herein must be brought within 12 months of the date it arises.

**Notwithstanding the above, the following items are warranted against defects in material and workmanship for the first 12 months:**

- Halogen headlight bulbs
- LED bulbs as original equipment supplied by BMW (not Code 3, see below for Code 3 LED warning light warranty)
- Paint, powder coat and chrome finishes

**Notwithstanding the above, the following items are warranted against defects in material and workmanship for the first 24 months:**

- Batteries

**This warranty does not apply to the following, except as noted above:**

**a. Maintenance Services** - This includes, but is not limited to, scheduled maintenance, such as oil changes, wheel balancing; mechanical adjustments or repairs which become necessary through normal wear and tear such as throttle body synchronization, steering bearing adjustments; or periodic maintenance such as input and Paralever drive shaft spline lubrications.

**b. Service & Wear Items** - This includes, but is not limited to, the replacement of brake pads, linings and rotor assemblies, clutch plates, rear drive chain / belt and sprockets, spring strut dampers, steering head dampers, steering head, wheel and swing arm bearings and ball joints, incandescent bulbs, fuses, control cables, exhaust pipes and mufflers for discoloration of finish and rubber items such as hand grips, heated hand grips, foot rests, foot shift and control cable shields.

**c. Batteries** - Batteries that exhibit signs of neglect or overcharging.

**d. Tires** - Tires and tubes are warranted by their respective manufacturer for defects in materials and workmanship.

**e. Code 3 Emergency Products** - BMW NA has arranged with Code 3 Public Safety Equipment, Inc. ("Code 3") to allow authorized BMW motorcycle retailers to process valid Code 3 claims for warranty repair / replacement of Code 3 products; but only for Code 3 products supplied by BMW NA on new BMW police motors or originally distributed by BMW NA through the BMW parts system. Code 3 warranty duration is 3-years for LED's light heads and LED flasher modules. Please refer to the warranty information provided with these products for further details.

**f. Other Emergency Lighting and Siren Systems** - These components manufactured by Whelen, Federal Signal and Unitorl are warranted by their respective manufacturer for defects in material and workmanship. Please refer to the warranty information provided with these products for further details or consult the BMW police motors website for the respective manufacturer's warranty / repair information at [www.bmwmc.net](http://www.bmwmc.net).

**g. Improper Fuel Usage** - Only use fuels advertised to have adequate detergency and low alcohol (maximum 10% ethanol) content. Please refer to your owner's manual for important information on the fuel recommended for use in your vehicle. Use of fuels with insufficient detergent and/or excess alcohol can cause drivability problems that necessitate cleaning intake valves and fuel injection valves, and, when applicable, adjusting the engine idle. We suggest having this work performed by your authorized BMW dealer, perhaps while regular maintenance is performed. Your BMW dealer can also recommend a gasoline additive that will provide sufficient detergency. While this recommended unscheduled maintenance is not required in order to maintain the emissions warranty, cleaning of the intake valves or, when applicable, fuel injection valves, or adjustment of engine idle, necessitated by use of inappropriate fuel, it is not covered by warranty because no defect in material or workmanship or component failure is involved.

**h. Failure to Service** - This includes, but is not limited to, damage attributable to failure to perform maintenance services at the specified intervals or in accordance with the instructions in the Rider's Manual and/or Service & Technical booklet. Proof must be provided either by a paid invoice copy or filling in the appropriate boxes in the Service & Technical booklet.

**i. Damage** - This includes, but is not limited to, damage resulting from negligence, improper treatment, the installation and use of side cars, three wheel conversions, trailer hitches, the towing of trailers of any description, accidents or improper accident damage repairs, corrosion from road salts, battery acid, cleaning agents, environmental influences, or treatment contrary to the Rider's Manual and/or Service and Technical booklet.

**j. Non-BMW Parts** - Damage to a component or assembly due to the installation of replacement parts with specifications that differ in any material respect from Original BMW Parts.

**k. Towing** - Limited towing assistance is available through the BMW Motorcycle Roadside Assistance Plan.

**The warranty shall be null and void if:**

1. The motorcycle is used in any competitive events.
2. The motorcycle has been declared a total loss or sold for salvage purposes.
3. If the Vehicle Identification Number has been altered or cannot be read.
4. Any performance accessories or components attached to the vehicle which alters the original engineering and/or operating specifications which results or may result in damage to other original components.